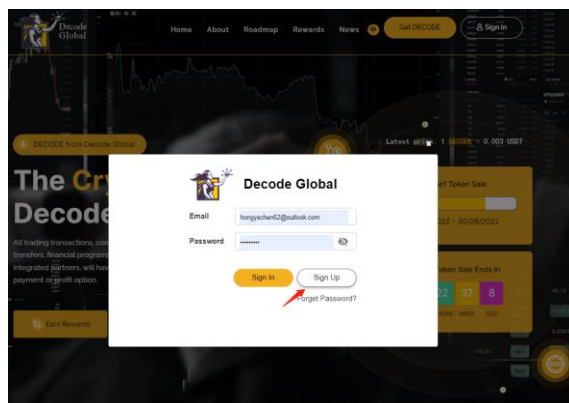


How to register and get your reward

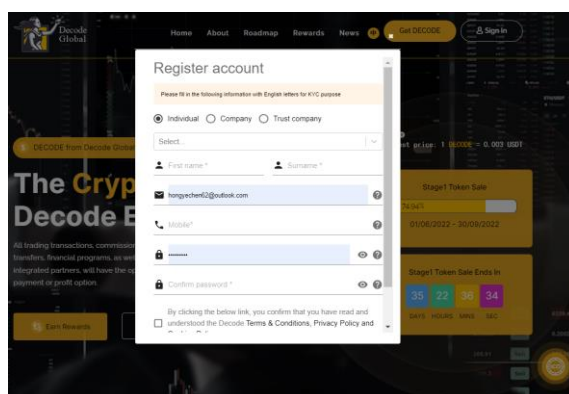
1. Go to <https://ico.decodeex.com/#> and click sign in



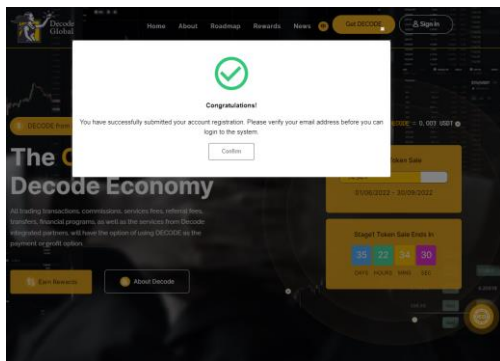
2. Click Sign up



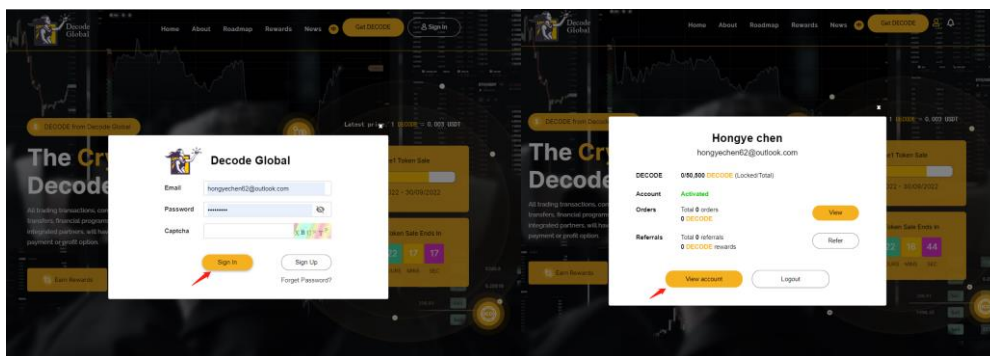
3. Fill in your information and click register



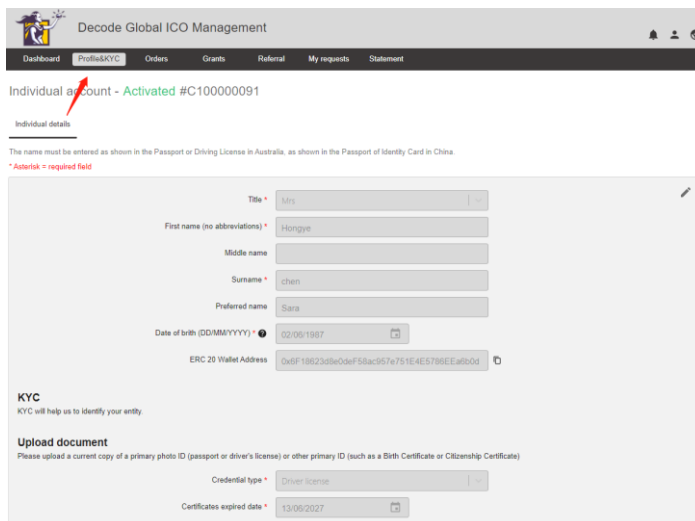
4. Login in your email and verify



5. Sign in your account AND click View account

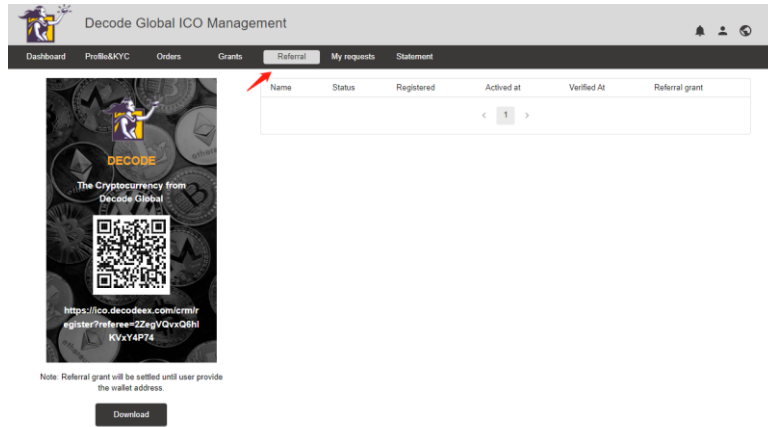


6. Click Profile&KYC to complete your information and upload your ID documents.



7. Complete and wait for your reward to be airdropped.

8. Refer to a friend and get referral reward



The screenshot shows the 'Decode Global ICO Management' dashboard. The navigation bar includes 'Dashboard', 'Profile&KYC', 'Orders', 'Grants', 'Referral', 'My requests', and 'Statement'. The 'Referral' tab is active. On the left, there is a promotional card for 'DECODE' with a QR code and a URL: <https://ico.decodeex.com/crm/register?referee=2ZagVQvxQ0h1KXyY4P74>. A note below the card states: 'Note: Referral grant will be settled until user provide the wallet address.' A 'Download' button is at the bottom of the card. On the right, a table displays referral data with columns: Name, Status, Registered, Activated at, Verified At, and Referral grant. The table contains one row with a red arrow pointing to the 'Name' column. A pagination control shows '< 1 >'. The background of the dashboard features a pattern of various cryptocurrencies.

Name	Status	Registered	Activated at	Verified At	Referral grant