

客户后台入金 Client portal deposit:

- 1, 客户登录后台申请入金 login to client portal at: portal.decodefx.com
- 2, 选择资金 – 存款 Choose Money – deposit in the menu

方式

交易账户: [REDACTED]

选择入金方式:

- 电汇
- 人民币 OTC365
- 人民币 BFT
- dragonpay
- 微信/支付宝
- 加密货币 USDT

Client Portal

人民币入金客户请在右上角选择中文提示，可选通道为 OTC365, BFT, 支付宝

美金入金可选择加密货币 USDT（最少入金额为 100 美金，入金有效时间段为周一到周五北京时间早上 8 点至晚上 9 点（GMT+8）。请另行参照后面的 USDT 出入金流程。

*****请注意，支付宝通道是由第三方管控，我平台无法保证其运行顺畅和时间限制。**

Select Bank transfer or USDT as indicated

Method

Trading Account Number: [REDACTED]

Select payment method:

- BANK TRANSFER
- INTERNET BANKING
- ¥
- dragonpay
- 支
- T

Client Portal

客户后台出金 Client portal withdraw :

- 1, 客户登录后台申请入金 login to client portal at: portal.decodefx.com
- 2, 选择资金 – 取款 Choose Money – withdraw in the menu。

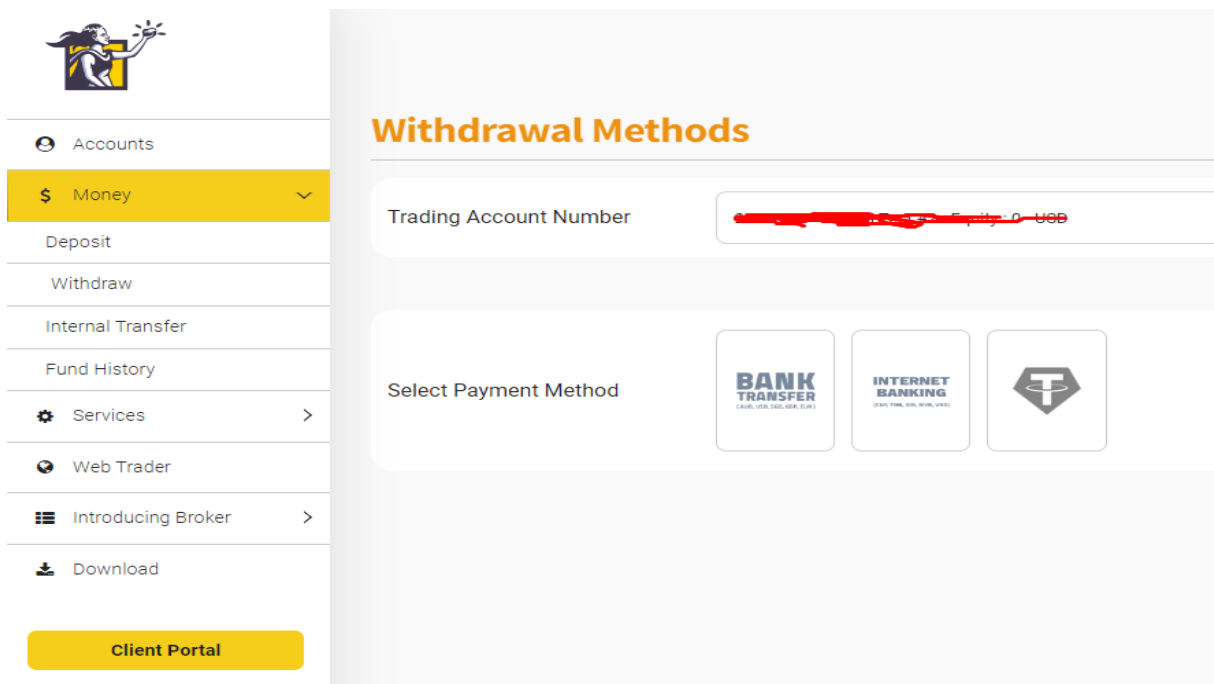


The screenshot shows the Chinese version of the client portal. On the left is a navigation menu with items: 账号 (Accounts), 资金 (Money) - selected, 存款 (Deposit), 取款 (Withdraw), 内部转账 (Internal Transfer), 出入金记录 (Fund History), 服务 (Services), 网页版交易 (Web Trader), 代理客户专区 (Introducing Broker), and Download. The main content area is titled '取款方式' (Withdrawal Methods). It features a '交易账户' (Trading Account Number) field with a redacted value. Below this is a '选择付款方式' (Select Payment Method) section with three buttons: '电汇' (Bank Transfer), '人民币 OTC365' (RMB OTC365), and '加密货币 USDT' (Cryptocurrency USDT). A 'Client Portal' button is at the bottom left.

人民币出金请使用 OTC365，美金可用电汇（到账时间不能保证）和加密货币 USDT (10 美金的出金手续费，24 小时的处理时间，请另行参照后面的 USDT 出入金流程)。

*****请知悉，出金方式必须与入金方式相同, 如果入金是用几种不同的方式，本金出完的结余可以选择任意方式。**

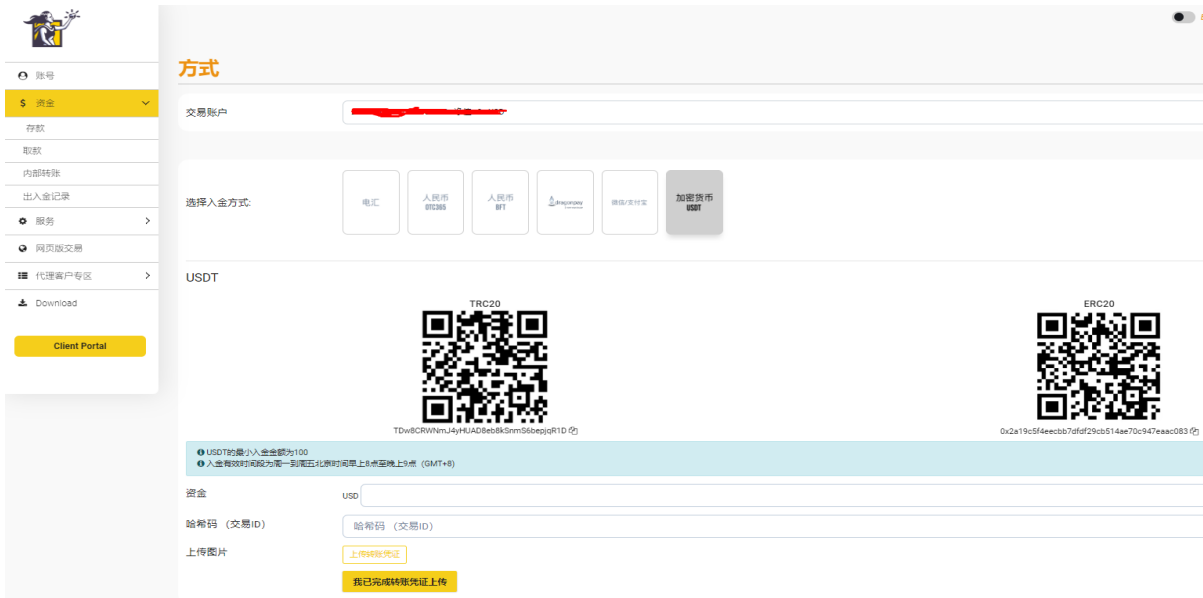
Select the appropriate method to withdraw.



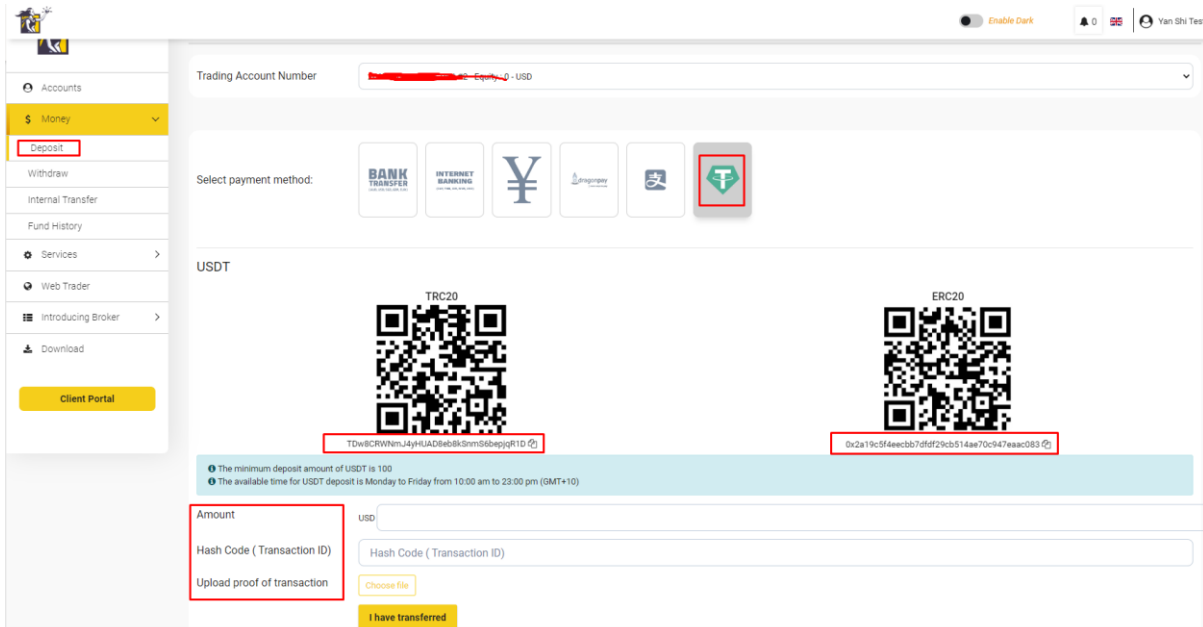
The screenshot shows the English version of the client portal. The navigation menu includes: Accounts, Money - selected, Deposit, Withdraw, Internal Transfer, Fund History, Services, Web Trader, Introducing Broker, and Download. The main content area is titled 'Withdrawal Methods'. It features a 'Trading Account Number' field with a redacted value. Below this is a 'Select Payment Method' section with three buttons: 'BANK TRANSFER', 'INTERNET BANKING', and a USDT icon. A 'Client Portal' button is at the bottom left.

USDT入金流程 USDT deposit:

1. 选择存款加密货币 USDT
2. 选择 TRC20 或 ERC20 地址在您的加密钱包里进行转账操作
3. 上述流程完成之后, 请填写交易哈希码 (transaction ID), 并上传转账成功截屏。

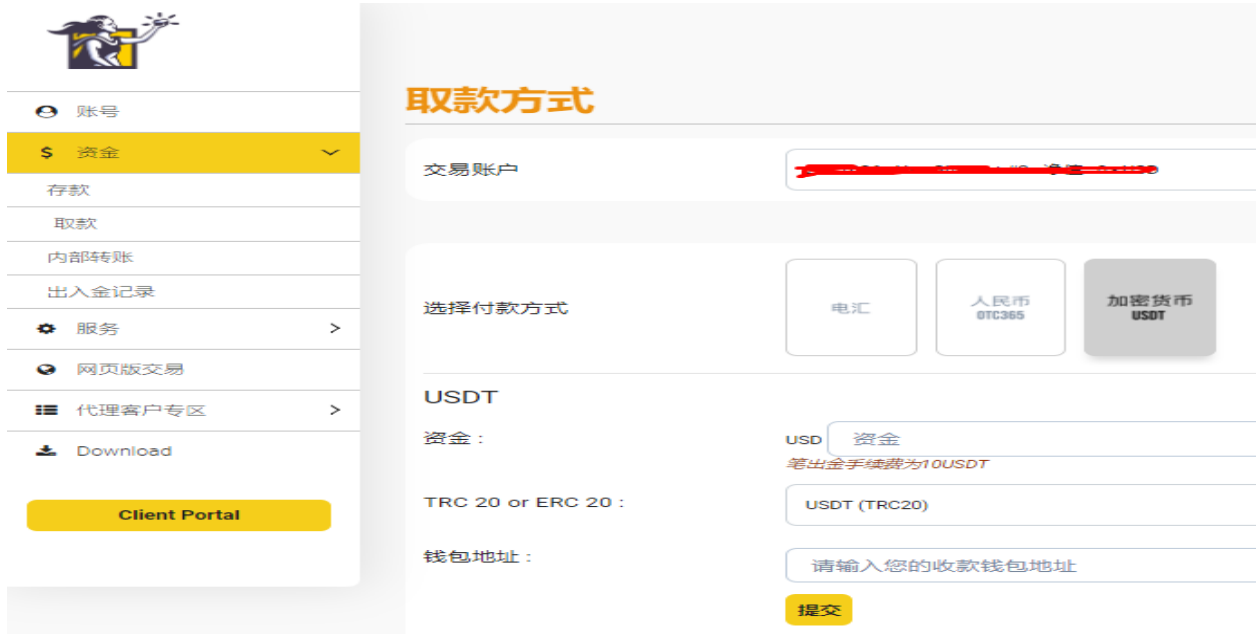


Please fill in: Amount, Hash Code (transaction ID) and upload proof of deposit (complete).



USDT 出金流程 USDT withdraw

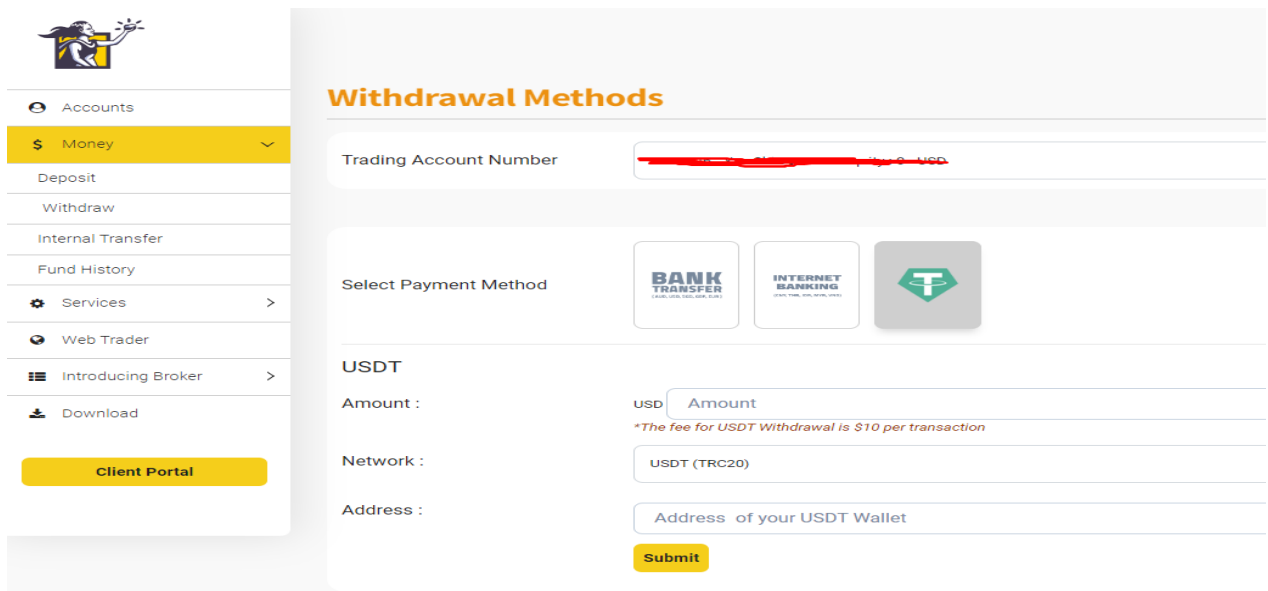
1. 选择取款加密货币 USDT
2. 选择 TRC 或者 ERC
3. 输入您到账的钱包地址
4. 为安全起见，提交之后您会收到一份电邮，请您务必进行电邮确认出金才可以获准。



The screenshot shows a web interface for withdrawing USDT. On the left is a navigation menu with options like '账号' (Account), '资金' (Funds), '存款' (Deposit), '取款' (Withdraw), '内部转账' (Internal Transfer), '出入金记录' (In/Out Record), '服务' (Services), '网页版交易' (Web Trading), '代理客户专区' (Agent Client Area), and 'Download'. The '资金' (Funds) section is active. The main content area is titled '取款方式' (Withdrawal Method). It includes a '交易账户' (Trading Account) field with a redacted account number. Below is a '选择付款方式' (Select Payment Method) section with three buttons: '电汇' (Bank Transfer), '人民币 0TC365' (RMB 0TC365), and '加密货币 USDT' (Cryptocurrency USDT). The '加密货币 USDT' button is selected. Underneath, there's a 'USDT' section with '资金:' (Funds) set to 'USD 资金' (USD Funds) and a note '笔出金手续费为10USDT' (Transaction fee for withdrawal is 10 USDT). The 'TRC 20 or ERC 20:' field is set to 'USDT (TRC20)'. The '钱包地址:' (Wallet Address) field contains the placeholder '请输入您的收款钱包地址' (Please enter your receiving wallet address). A yellow '提交' (Submit) button is at the bottom right.

Select withdraw amount, TRC or ERC, your wallet address. Please note: please choose **SPORTs WALLET** when you transact in the Crypto exchanges.

Please confirm in the email we sent to you after you submitted the withdraw request.



The screenshot shows an English version of the withdrawal interface. The navigation menu on the left includes 'Accounts', 'Money', 'Deposit', 'Withdraw', 'Internal Transfer', 'Fund History', 'Services', 'Web Trader', 'Introducing Broker', and 'Download'. The 'Money' section is active. The main content area is titled 'Withdrawal Methods'. It features a 'Trading Account Number' field with a redacted account number. The 'Select Payment Method' section has three buttons: 'BANK TRANSFER', 'INTERNET BANKING', and a Tether (USDT) logo button. The 'USDT' section shows 'Amount:' set to 'USD Amount' and a note '*The fee for USDT Withdrawal is \$10 per transaction'. The 'Network:' field is set to 'USDT (TRC20)'. The 'Address:' field contains the placeholder 'Address of your USDT Wallet'. A yellow 'Submit' button is located at the bottom right.